

Who can I contact for more information?

Club Secretary: Ron Helmer
(989) 395-3436 /
ron.helmer@gmail.com

Chief Flight Instructor: Karl Eckerle
(989) 225-0475

We fly several different types of aircraft at the field:



Helicopters



Drones




Warbirds



Warbirds




Float Planes



Classic



3D / Stunt



Air Combat

About US

The club is dedicated to flying radio-controlled model aircraft and sharing the hobby with others. The club currently has approximately 70 members of all ages. Many members are active flyers, and one or more members can usually be found at the field when the weather is good.

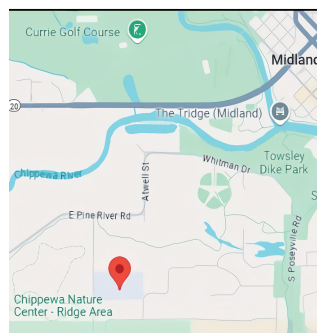
Members find that aeromodeling is much more fun when shared with others and look forward to seeing friends at the flying field. The club is dedicated to teaching others the joys of aeromodeling.

The club has an active instructor program where certified instructors are paired with student pilots until the student has earned their wings and can safely and comfortably fly on their own.

The club is registered as 501 (c) 3 Charitable and educational organization. We hold monthly membership meetings which anyone is invited to attend.

The flying Field is located at South 200 Patterson Rd, Midland, MI.

The club has been recognized as a Gold Leader Club by the Academy of Model Aeronautics.



Midland R/C Modelers Club



Website: <https://midlandrc.com/>



Come learn to FLY R/C Aircraft
with Us !

We welcome your visit or phone call

- If you would like to:
- Watch
- Speak with our modelers & pilots
- Take a complementary flying lesson
- Get more information about our club

Drop by and visit us. All are welcome anytime. The Flying Field gate is open during daylight hours when members are flying.



We are committed to building, flying, and crashing all sorts of models then repeating that process again and again building them bigger, stronger, and having more fun !!!

Website: <https://midlandrc.com/>

Frequently Asked Questions

Is aeromodeling expensive? The typical startup cost is approximately \$300 to \$500. Some equipment can be reused in other aircraft.

Can I try flying before I spend that much money? Perspective members are welcome to visit the club field throughout the flying season for a complimentary flying lesson, providing an instructor is on site.

How hard is it to learn to fly? It is difficult (and usually expensive) to learn to fly without proper instruction. The club is dedicated to teaching students to fly. Club instructors typically use a “buddy box” system with an override so they can save the students plane when they get into trouble.

How long does it take to learn? The amount of time it will take you to learn to fly is hard to predict. Time to solo can take from a few weeks to an entire flying season. It will depend on the student’s ability and hand-eye coordination and the frequency of their instruction.

Do I need to build a plane before I can fly? Many flyers build their planes from kits but good “almost ready to fly” (ARF) kits are also available. Often, good used equipment is available from the club members.

Annual Club Events

- May – Spring Float Fly.
- May – Memorial Day Parade.
- June – Monthly Meeting 6:30pm @ field.
- June – Electric and Sailplane Fly.
- July – Monthly Meeting 6:30pm @ field.
- July – Club Family Picnic Noon Start.
- August – Combustion Engine Fly.
- August – Monthly Meeting 6:30pm @ field.
- August – National Model Aviation Day Fly.
- September – Monthly Meeting 7:30pm.
- September – Club Hosted Swap Meet.
- September – Annual Club Air Show.
- September – Fall Float Fly.
- October – Monthly Meeting 7:30pm.
- November – Monthly Meeting 7:30pm.
- December – Monthly Meeting 7:30pm.
- * Cub Scouts rocket launch – TBA.

For detail dates, times, and locations, please visit our website.

Website: <https://midlandrc.com/>

Instruction Night - Learn to fly R/C

Every Monday from
5:30pm – Dusk.
From May 12th – Oct
12th.

Our Certified Instructors are available to speak, help, and teach at the flying field

